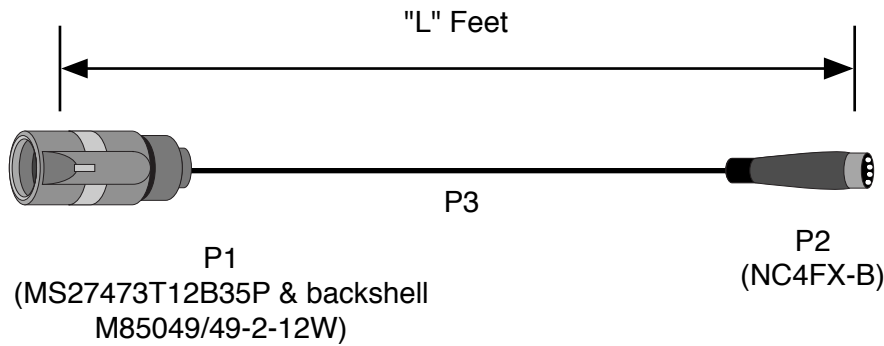


Cable Layout:

P/N: CA-X4F-MC01-L-A_03

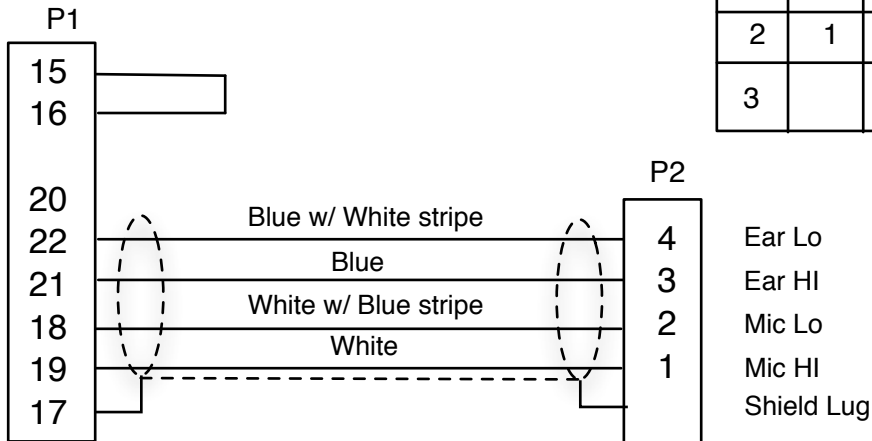


Length in Feet

Parts List:

| Item | Qty | Reference | P/N | Mfg | Description |
|------|-----|-----------|--|---------|------------------------------|
| 1 | 1 | P1 | MS27473T12B35P w/ M85049/49-2-12W backshell | Bendix | Mil Connector w/Backshell |
| 2 | 1 | P2 | NC4FX-B | Neutrik | XLR 4 Pin Connector, Female |
| 3 | | P3 | Belden 1192A | Belden | 4 conductor, shielded, black |


Wiring Information:



Notes:

1. Use Neutrik or equivalent. Mating connector is Neutrik
2. Use low capacitance, shielded, star-quad, high flex audio cable.
3. Cable length "L" defined by length field of part number ordered
4. Wiring and cable layout as shown.

| Rev | Date | Originator | Description |
|-----|-----------|------------|---|
| 01 | 05/05/04 | SEG | original release |
| 02 | 12/14/09 | NAK | Changed cable type, dropped shield connection to Pin 20 |
| 03 | 04//10/09 | JBN | Added table, updated layout, made pretty |
| | | | |
| | | | |

| | | |
|---|--------------------|---|
|  | | ADVANCED SIMULATION TECHNOLOGY inc. 500A Huntmar Park Drive, Herndon, VA 20170 www.asti-usa.com |
| Cage Code | OVFW3 | |
| Title | Audio Cable | |
| Dwg # | CA-X4F-MC01-L-A_03 | |
| Sheet | 1 of 1 | |

| Industry Connector Sub Group | ASTi Part Number Sub Group | Source Device | ASTi Part Number | Current Revision Number | Description & Use Case | Special Notes |
|------------------------------|----------------------------|---------------|------------------|-------------------------|------------------------|---------------|
| XLR4 | X4* | | CA-X4F-MC01-L-A | 03 | | |