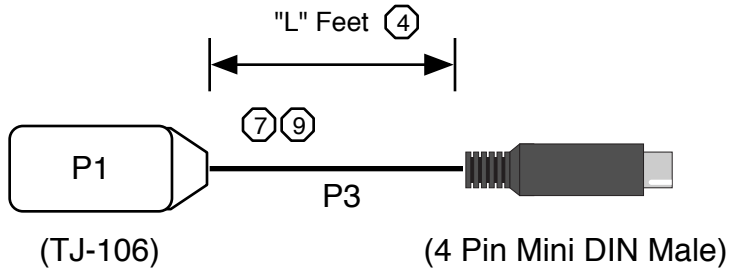


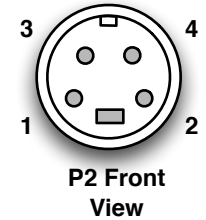
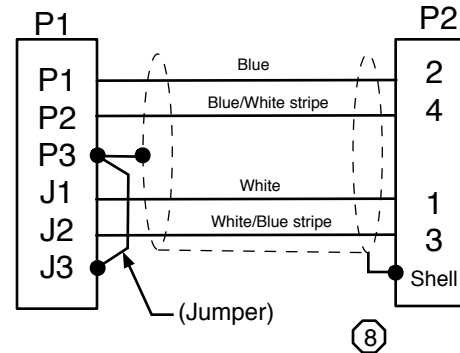
Cable Layout: ⑤



Wiring Information: ⑥

P1 = Tip
P2 = Ring
P3 = Sleeve

J1 = Tip
J2 = Ring
J3 = Sleeve



Parts List:


Item	Qty	Reference	P/N	Mfg	Description	Notes
1	1	P1	TJ-106	Nexus, Astrocom	Telephone Jack Biaxial Shielded	2
2	1	P2	CV-SVMD4CAHD	-	4 Pin Mini-Din, Male	1
3	AR	P3	1192A	Belden	Star Quad, shielded audio cable	3, 9
-	-	-	-	-	-	-
-	-	-	-	-	-	-

NOTES:

- ② Mil Model Number is TJ-106, Equivalent jack may also be used. Suggested sources - Astrocom, Mason Electric, Nexus
- ③ Belden 1192A cable or equivalent with ASTi approval only.
- ④ Cable length "L" defined by length field of part number ordered

- ⑤ Wiring as shown in schematic. Please note additional assembly instructions.
- ⑥ Star Quad configuration as shown.
Blue Pair: Pins 2 & 4 as shown
White Pair: Pins 1 & 3 as shown
- ⑦ Apply sufficient shrink tubing to provide strain relief
- ⑧ Tie shield to mini Din Shell as indicated.

Rev	Date	Originator	Description
01	9-27-04	NAK	Preliminary Release
02	11-15-04	NAK	Cable type changed from Belden 1509A to Belden 1192A
03	11-29-04	NKW	P2 front view pinout corrected
04	4-13-09	CJA	Added Information Table

 ADVANCED SIMULATION TECHNOLOGY inc. 500A Huntmar Park Drive, Herndon, VA 20170 www.asti-usa.com	
Cage Code	OVSFW3
Title	Audio Cable, AIU to TJ-106
Dwg #	CA-TJ106-M4M-L-A_04
Sheet	1 of 1

Industry connector Sub Group	ASTi Part Number Sub Group	Source Device	ASTi Part Number	Current Revision Number	Description & Case Use	Special Notes
			CA-TJT106-M4M-L-A	04		