


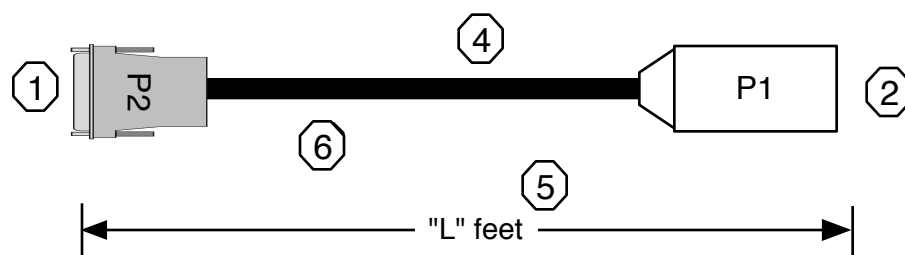
| Rev | Date | Originator | Description |
|------|----------|------------|---|
| Orig | 04.04.00 | CEM | Original Release |
| 01 | 08.11.00 | CEM | Changed P2, DB-9 screwlock gender from F to M |
| 02 | 08.01.01 | CEM | Added mechanical assembly page |
| 03 | 02.11.03 | CEM | (1) Changed cable schematic to fix audio problem when multiple radios share a common ground (2) Added assembly note 7: "braid / foil / drain wire material wire may NOT contact P2 shell." |
| 04 | 04.01.09 | CJA | Added Information Table |

ASTi Internal Application Notes:

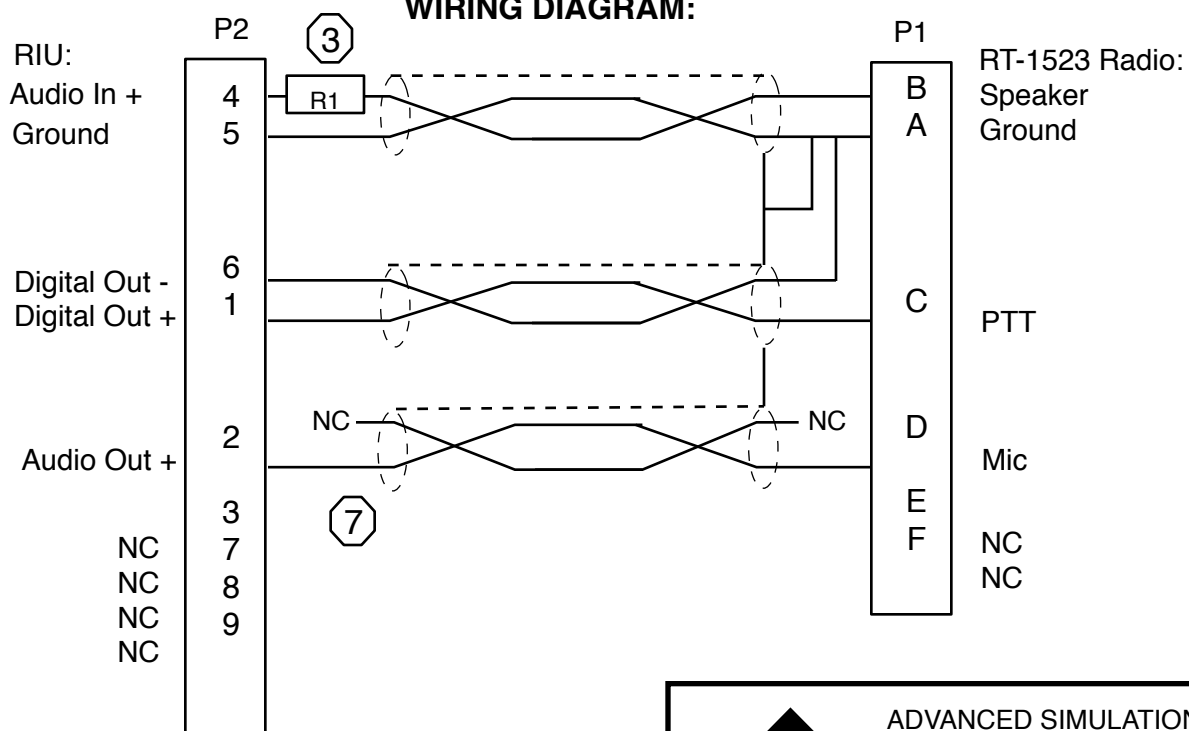
- A. Cable for use with RIU V41 and Army radio models: RT-1523/D and RT-1523/E
- B. Part of ASTi Synapse system configuration.
- C. RIU must be configured for single-ended operation - see Synapse RT manual.


| | |
|---|--|
|  ADVANCED SIMULATION TECHNOLOGY inc. 500A Huntmar Park Drive, Herndon, VA 20170 www.asti-usa.com | |
| Cage Code | OVPW3 |
| Title | Audio /PTT Cable RIU to Army SINGGARS RT |
| Dwg # | CA-D9M-NC6M-L-C_04 |
| Sheet | 1 of 3 |

CABLE LAYOUT:



WIRING DIAGRAM:




| | |
|---|--|
|  ADVANCED SIMULATION TECHNOLOGY inc. 500A Huntmar Park Drive, Herndon, VA 20170 www.asti-usa.com | |
| Cage Code | OVPW3 |
| Title | Audio /PTT Cable RIU to Army SINGGARS RT |
| Dwg # | CA-D9M-NC6M-L-C_04 |
| Sheet | 2 of 3 |

PARTS LIST:

| Item | Qty | Reference | P/N | Mfg | Description | Notes |
|------|------------|-----------|---------------|---------------|--------------------------------------|-------|
| 1 | 1 | P2 | Vendor spec'd | Vendor spec'd | DB-9 / Male Plug, Shell, Screwlocks | ① |
| 2 | 1 | P1 | M55116/4-4 | Nexus | Circular MIL, Male, 6 Pin | ② |
| 3 | 1 | R1 | Vendor spec'd | Vendor spec'd | Resistor, axial lead, 15K, 10%, 1/8W | ③ |
| 4 | L (length) | Cable | MR202-4AT | Canare | Shielded, Twisted Pair Audio Cable | ④ ⑤ |
| - | - | - | - | - | - | - |

NOTES:

- ① Manf. and PN specified by Whirlwind. Use only industrial quality components. Required features: metal EMI backshell, finger-tightening male #4-40 screwlocks, cable clamp and flex relief.
- ② No substitutions.
- ③ Manf. and PN specified by Whirlwind. Assembly Note: shrink tube insulation covers R1.
- ④ May substitute with equivalent part. Required features: low capacitance, individually shielded twisted pairs, drain wires, high flex cable.
- ⑤ Overall length defined by length field "L" of part number. "L" field must be specified in ordered part number.
- ⑥ Special label: affix label at mid-point of cable, label reads: "CAUTION: set RIU for single ended use. See RIU manual."
- ⑦ Assembly note: braid / foil / drain wire material wire may NOT contact P2 shell. Dress back or insulate to eliminate contact.

| | |
|---|--|
|  ADVANCED SIMULATION TECHNOLOGY inc. 500A Huntmar Park Drive, Herndon, VA 20170 www.asti-usa.com | |
| Cage Code | OVPW3 |
| Title | Audio /PTT Cable RIU to Army SINGGARS RT |
| Dwg # | CA-D9M-NC6M-L-C_04 |
| Sheet | 3 of 3 |

| Industry connector Sub Group | ASTi Part Number Sub Group | Source Device | ASTi Part Number | Current Revision Number | Description & Case Use | Special Notes |
|------------------------------|----------------------------|---------------|------------------|-------------------------|------------------------|---------------|
| DB9 | D9* | RIU, ACE-RIU | CA-D9M-NC6M-L-C | 04 | | |