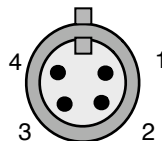
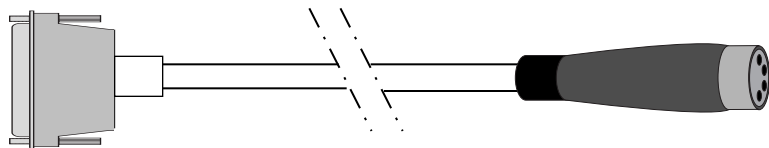


# Cable Layout:

P/N: CA-D15M-X4F-L-A\_03

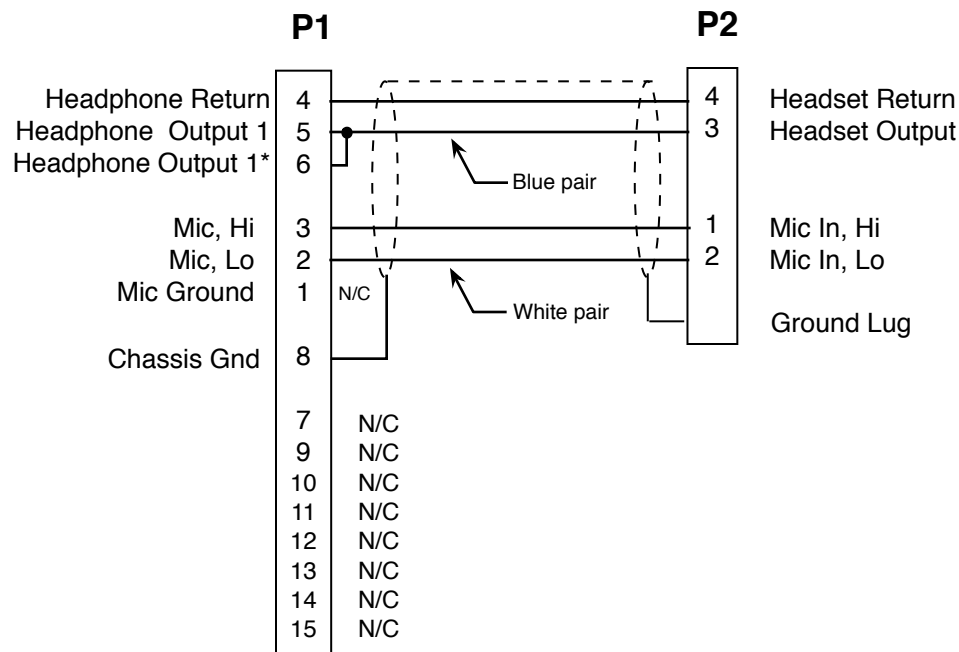
P1

P2



Length in Feet

# Wiring Information:




### Assembly Notes

- (1) P1: Male, metal, DB-15 connector. Includes metal chrome backshell, strain relief & male screwlock assembly.
- (2) P2: Female, XLR, 4Pin, black chrome shell, strain relief.

Neutrik P/N: NC4FX-B

- (3) Cable: Low capacitance, individually shielded, twisted pair, high flex, audio cable. Belden P/N: 1192A
- (4) Cable Length specified by value of L in P/N. Units are in feet.
- (5) Wire as shown in schematic - note drain wire connections.

Rev	Date	Originator	Description
01	10-18-04	NAK	Original
02	08-19-05	NAK	Changed cable type
03	4-15-09	CJA	Added information table

		<b>ADVANCED SIMULATION TECHNOLOGY inc.</b> 500A Huntmar Park Drive, Herndon, VA 20170 <a href="http://www.asti-usa.com">www.asti-usa.com</a>
Cage Code	OVFW3	
Title	Audio Interface Cable, - Iris to Headset	
Dwg #	CA-D15M-X4F-L-A_03	
Sheet	1 of 1	

Industry connector Sub Group	ASTi Part Number Sub Group	Source Device	ASTi Part Number	Current Revision Number	Description & Case Use	Special Notes
DB15	D15*	ACU, ACU2	CA-D15M-X4F-L-A	03		